



Playing Cat and Mouse

How can I use electrical components to make a light-up sign?

**Do's**

- Keep your design area tidy.
- Think carefully about the components you use in your circuit and ensure it is a complete circuit.

**Don'ts**

- Have wet hands when creating your circuit.
- Leave a break in your circuit.
- When cutting, ensure that the space around you is clear.

1. What is the purpose of light up signs and how do they work?

- Share information clearly.
- Advertise or persuade a message.
- Make the reader think and remember the message.



2. What do I want my design to look like?

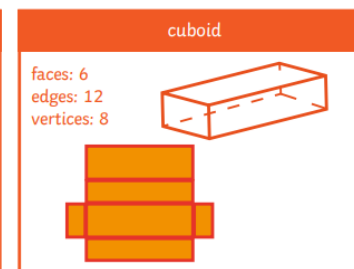
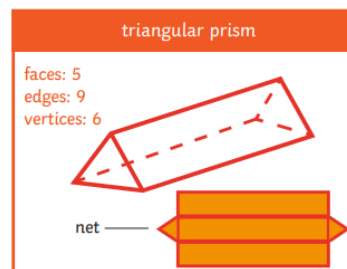
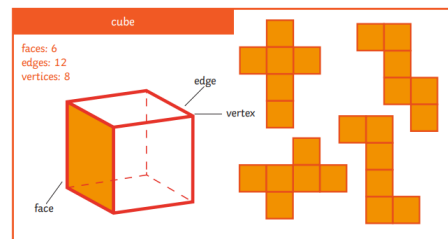


Thing about:

- ♦ Fonts
- ♦ Colour
- ♦ Style
- ♦ Message



3. What net would be suitable to make a box?



13

SHARING THOUGHTS FREELY

Children have the right to share freely with others what they learn, think and feel, by talking, drawing, writing or in any other way unless it harms other people.



Tools and Equipment:

- Box: to form the main structure
- Tracing Paper: to form the lettering
- Craft Knife: to cut the letters out.
- Wire: to make a complete circuit.

