



Year 6 SATs Information  
meeting.

A guide to the KS2 SATs

Thursday 31st March 2022



# Year 6 SATs Information meeting.

## A guide to the KS2 SATs

### Aims of the meeting:

- To explain what SATs are.
- To explain the subjects which are assessed and how they are assessed.
- To confirm important key dates.
- To explain how the school will support your child.
- To suggest ways in which you can support your child.



# What are SATs?

- ❖ SATs stands for **Standard Assessment Tests**.
- ❖ KS2 SATs are compulsory for all children in England in year 6 working within the KS2 curriculum (years 3 to 6).
- ❖ KS2 SATs will test a child's learning throughout KS2 (years 3 to 6).



# Children will be assessed in...

- ❖ Grammar, punctuation and Spelling;
- ❖ Reading,
- ❖ Writing,
- ❖ Maths,
- ❖ Science,



## Children will sit tests in:

- ❖ Grammar, Punctuation and Spelling;
- ❖ Reading, and
- ❖ Maths

## Children will be teacher assessed in:

- ❖ Writing, and
- ❖ Science



# English SATs

Your child will sit three tests in English.

- ❖ Grammar, punctuation and spelling (GPS) - 45 minutes
- ❖ Spelling test - 20 minutes
- ❖ Reading test - 1 hour

Writing will be teacher assessed.



# Grammar, Punctuation & Spelling (GPS) papers.

Your child will sit 2 separate papers for spelling and GPS.

- ❖ Grammar, punctuation and spelling (GPS) - **45 minutes**  
This is a written paper requiring short answers. It assesses their grammar, punctuation and spelling knowledge.
- ❖ Spelling test - **20 minutes**  
This is a written paper requiring children to write down 20 words, spelling them correctly using spelling rules they have learnt. The spellings are read out to them by a Hillcross staff member.

Although your child will sit two separate papers for spelling and GPS, the marks from both papers will be added together and will be reported together at the end of the year.

# Examples of questions from GPS past papers.

15 Which sentence is written in Standard English?

Tick one.

I went to the library and done my homework.

They seen their friends at the cinema.

I been to the circus with my aunt and uncle.

I sang with the school choir in the concert.

1 mark

16 a) What is the **name** of the punctuation marks on either side of the words which was a spaniel in the sentence below?

Jay's dog (which was a spaniel) loved to play with its squeaky bone.

\_\_\_\_\_

1 mark

b) What is the name of a **different** punctuation mark that could be used correctly in the same places?

\_\_\_\_\_

1 mark

4

Draw a line to match each sentence to the correct **determiner**. Use each determiner only **once**.

Sentence

Determiner

At the zoo we saw \_\_\_\_\_ owl.

a

There was also \_\_\_\_\_ cute baby penguin.

the

I thought it was \_\_\_\_\_ best day ever.

an

1 mark

23

Tick one box in each row to show whether the **commas** are used correctly in the sentence.

Sentence	Commas used correctly	Commas used incorrectly
The blackbird, which nests in sheltered places, lays several eggs at a time.	<input type="checkbox"/>	<input type="checkbox"/>
Her hobbies include walking, gardening, sewing and reading.	<input type="checkbox"/>	<input type="checkbox"/>
My bag filled, with chocolates and sweets fell onto the floor.	<input type="checkbox"/>	<input type="checkbox"/>
My case is heavy because I have shoes, clothes, books, and a gift, for my friend in it.	<input type="checkbox"/>	<input type="checkbox"/>

1 mark

24

Circle all the **prepositions** in the sentence below.

He walked through the doorway and sat behind the desk.

1 mark





## Examples of questions from spelling past paper

The class teacher will read the sentences out containing the word they need to spell. Children write their answer on the correct line.

11. The tiger stalked its \_\_\_\_\_ through the jungle.
12. Compared with \_\_\_\_\_ years, the team did well.
13. My \_\_\_\_\_ Ryan has red hair.
14. My brother has a \_\_\_\_\_ for music.
15. Jasmine's \_\_\_\_\_ expression showed how happy she felt.
16. The children needed \_\_\_\_\_ rucksacks for the visit.
17. I needed to fill in my \_\_\_\_\_ on the form.
18. My mum painted the \_\_\_\_\_ blue.
19. There is a great \_\_\_\_\_ in accents across Britain.
20. The mother swan \_\_\_\_\_ guarded her nest.



# Reading paper

Your child will sit 1 reading paper.

## ❖ Reading test - 1 hour

This is a written paper where your child will answer questions based on 3 different passages of text (fiction, non-fiction or poetry) and will usually be closely linked to the wider curriculum to enable them to use their knowledge of other subjects such as history, science, geography or music.

A reading result will be reported to you at the end of the year.



## Examples of questions from reading past papers.

What impressions do you get of Piper's house?

Give **two** impressions, using evidence from the text to support your answer.

Impression	Evidence

'Oi!' Ajay yelled, 'what are you doing?'

Joe read the sign: 'Under development.'

'What's going on?' Joe asked. 'Why have you closed the park?'

Joe and Ajay react differently to seeing the man hammering in the sign.

How does Joe react?

Tick **one**.

He is calmer.

He is ruder.

He is less interested.


He is less worried.



The Park



Fact Sheet:  
About Bumblebees



Music Box

# Reading Booklet

2019 key stage 2 English reading booklet

Look at the paragraph beginning: *Underneath the notice was a...* to the end of page 5.

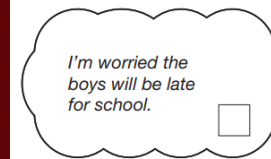
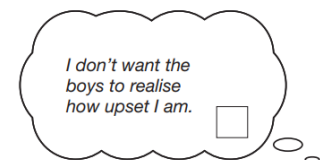
What is happening inside the park straight after Joe and Ajay have read the sign?

Using information from the text, tick one box in each row to show whether each statement is **true** or **false**.

	True	False
The park has been looked after by a park warden.		
The park is going to be replaced with a shopping centre.		
Building work in the park will start at the end of July.		
The warden had two weeks' notice of the park's closure.		

What is Joe's mother thinking after she reads the letter?

Tick **one** thought.



1 mark



# Writing

Your child will NOT sit a writing test however all the writing your child produces in class this year is assessed against the teaching standards and will be reported to parents.

- ❖ We can only use the Teacher Assessment Framework. (TAFs)
- ❖ Writing must include all the elements to be assessed at Year 6 standard.



# Teacher assessment Framework at the end of Key Stage 2- Writing

## Working at the expected standard

The pupil can:

- write effectively for a range of purposes and audiences, selecting language that shows good awareness of the reader (e.g. the use of the first person in a diary; direct address in instructions and persuasive writing)
- in narratives, describe settings, characters and atmosphere
- integrate dialogue in narratives to convey character and advance the action
- select vocabulary and grammatical structures that reflect what the writing requires, doing this mostly appropriately (e.g. using contracted forms in dialogues in narrative; using passive verbs to affect how information is presented; using modal verbs to suggest degrees of possibility)
- use a range of devices to build cohesion (e.g. conjunctions, adverbials of time and place, pronouns, synonyms) within and across paragraphs
- use verb tenses consistently and correctly throughout their writing
- use the range of punctuation taught at key stage 2 mostly correctly<sup>^</sup> (e.g. inverted commas and other punctuation to indicate direct speech)
- spell correctly most words from the year 5 / year 6 spelling list,<sup>\*</sup> and use a dictionary to check the spelling of uncommon or more ambitious vocabulary
- maintain legibility in joined handwriting when writing at speed.<sup>2</sup>

## Working at greater depth

The pupil can:

- write effectively for a range of purposes and audiences, selecting the appropriate form and drawing independently on what they have read as models for their own writing (e.g. literary language, characterisation, structure)
- distinguish between the language of speech and writing<sup>3</sup> and choose the appropriate register
- exercise an assured and conscious control over levels of formality, particularly through manipulating grammar and vocabulary to achieve this
- use the range of punctuation taught at key stage 2 correctly (e.g. semi-colons, dashes, colons, hyphens) and, when necessary, use such punctuation precisely to enhance meaning and avoid ambiguity.<sup>^</sup>

[There are no additional statements for spelling or handwriting]



# Maths SATs

Your child will sit three tests in Maths.

- ❖ Paper 1: Arithmetic - 30 minutes
- ❖ Paper 2: Reasoning - 40 minutes
- ❖ Paper 3: Reasoning - 40 minutes

Although your child will sit three separate papers for maths, the marks from all three papers will be added together and will be reported together at the end of the year.





# Maths Paper 1: arithmetic

Your child will sit the arithmetic paper first.

- ❖ Arithmetic test - 30 minutes

This is a written paper where your child will answer 36 questions based on the 4 operations (addition, subtraction, multiplication, and division). They will need to use formal written strategies to solve calculations which include long multiplication and division and fractions, decimals and percentages.



## Examples of questions from Arithmetic past papers.

**6**  $2.7 + 3.014 =$

1 mark

**3**  $\frac{4}{6} + \frac{3}{6} =$

1 mark

**12**  $\frac{62}{100} - \frac{38}{100} =$

1 mark

**7**   $= 4,500 + 600$

1 mark

**20**  $17 \overline{) 714}$

Show your method

2 marks

**14**  $50 + (36 \div 6) =$

1 mark





# Maths paper 2 & 3: Reasoning

Your child will sit the reasoning papers next.

❖ Reasoning tests - 40 minutes each

These are written papers where your child will answer 20 questions which assess your child's ability to solve problems within real life situations. They will need to use their knowledge and understanding of maths to apply their understanding. Often they will need to use more than one area of maths to solve one problem.



# Examples of questions from the reasoning past papers.

21  $5,542 \div 17 = 326$

Explain how you can use this fact to find the answer to  $18 \times 326$

1 mark

9

6 pencils cost £1.68

3 pencils and 1 rubber cost £1.09

What is the cost of 1 rubber?

2 marks

8 Olivia buys three packets of nuts.

She pays with a £2 coin.

This is her change.

What is the cost of one packet of nuts?

2 marks

4 Each shape stands for a number.

Work out the value of each shape.

= \_\_\_\_\_ 1 mark

= \_\_\_\_\_ 1 mark

5 Write each number in its correct place on the diagram.

16      17      18      19

2 marks

17 Calculate the size of angles  $a$  and  $b$  in this diagram.

Not to scale

$a = \square^\circ$  1 mark

$b = \square^\circ$  1 mark

18 Write the missing number.

$70 \div \square = 3.5$  1 mark



# Science

Your child will NOT sit a science test however all the science knowledge your child has gained from year 3 to 6 will be collated, and one science assessment will be reported to parents.



# Key dates

KS2 SATs will take place on May 9<sup>th</sup> – May 12<sup>th</sup> 2022

Date	SAT paper
Mon 9 <sup>th</sup> May	GPS: Paper 1 (GPS written paper - 45 minutes) GPS: Paper 2 (Spelling paper - 20 minutes)
Tues 10 <sup>th</sup> May	Reading Test (1 hour)
Weds 11 <sup>th</sup> May	Math: Paper 1 (Arithmetic - 30 minutes) Maths: Paper 2 (Reasoning paper 1 - 40 minutes)
Thurs 12 <sup>th</sup> May	Maths: Paper 3 (Reasoning paper 2 - 40 minutes)



# How will the results be reported?

Subject	How will it be reported?
GPS	Both papers will be added together and you will receive a scaled score based on the test alone.
Reading	You will receive a scaled score based on the test alone.
Maths	All 3 papers will be added together and you will receive a scaled score based on the test alone.
Writing	You will receive one reported assessment based on teacher assessment.
Science	You will receive one reported assessment based on teacher assessment.

KS2 SATs will be reported to parents at the end of the year with your child's school report.



# How will the results be reported?

Each child is given a scaled score as a number.

This is based on their raw score – the number of marks they receive in a test.

- ❖ Children may achieve a score of:
  - Below 100, meaning they have not achieved the ‘expected standard’
  - 100, meaning that they have reached the ‘expected standard’
  - Above 100, meaning that they have exceeded the ‘expected standard’
- ❖ A child who reaches the expected standard (100 or above) is considered to be ready for the next stage of their education.
- ❖ **Scaled scores at KS2, GOV.UK – STA**  
<https://www.gov.uk/guidance/scaled-scores-at-key-stage-2>



# How will Hillcross support your child?

To support each child and develop confidence in their ability to apply what we have taught we use:

- ❖ Past papers and sample materials
- ❖ CGP Books
- ❖ Early morning and 'on the boil' challenge activities.
- ❖ Regular 'SATs Style' questions in teaching
- ❖ English & Maths additional support
- ❖ Small group work
- ❖ Homework Tasks
- ❖ Websites
- ❖ Easter holiday revision



# How will Hillcross support your child?

To support each child we will also:

- ❖ Have a calm and relaxed approach both before and during the tests
- ❖ Provide all equipment necessary to complete the tests
- ❖ Provide a breakfast get together in the week of SATs.
- ❖ Hold tests in small groups, in calm classroom environments and in small offices to support each child carefully.





# How can you support your child?

## In Reading:

- ❖ Ensure they read for a minimum of 10 minutes everyday.
- ❖ Ask your child about the book they are reading. It is important they have a deeper understanding of the texts they read. (*e.g. How does the writer develop tension? In what ways has the character changed from the beginning of the text to the end?*)
- ❖ Read a variety of texts (newspapers, fiction, non-fiction, poetry, different genre's of fiction and non-fiction.)
- ❖ Use reading to develop other areas of English too. (e.g. identify the grammar used; the techniques the author uses; spellings; features of that genre)



# How can you support your child?

## In GPS:

- ❖ Help your child to understand the grammatical terminology they need to know.
- ❖ Ask them to use grammatical terminology in their writing.
- ❖ Help your child to understand how and where different punctuation marks are used and encourage their use in home learning tasks.
- ❖ Recap spelling rules. Use these rules when they are writing and identify these in their reading.
- ❖ Link their grammar knowledge through their reading.



# How can you support your child?

## In Maths:

- ❖ Ensure your child can quickly recall all their multiplication tables in and out of order & the related division facts.
- ❖ Discuss their reasoning when problems solving e.g. ask them to explain how they can be sure their answer is correct.
- ❖ Help them to develop links between different areas of Maths to encourage them to use and apply their understanding e.g. negative numbers linked to temperature and coordinates.



# How can you support your child?

## In Maths:

- ❖ Ensure your child can quickly recall all their multiplication tables in and out of order & the related division facts.
- ❖ Discuss their reasoning when problems solving e.g. ask them to explain how they can be sure their answer is correct.
- ❖ Help them to develop links between different areas of Maths to encourage them to use and apply their understanding e.g. negative numbers linked to temperature and coordinates.



# How can you support your child?

## In general:

- ❖ Ensure your child gets a good night's sleep the weekend before SATs and during the week of SATs. An early night would be great!
- ❖ Ensure they have some relaxed time where they do something they enjoy (but maybe something that isn't too dangerous as we don't want any broken bones!)
- ❖ Keep positive to help your child keep positive.
- ❖ Have a calm & relaxed approach.
- ❖ Ensure your child attends school everyday from now on as this will support your child to feel confident and not have gaps in their understanding.
- ❖ Don't make any appointments for your child or have time off during SATs week.
- ❖ Ensure your child is on time for school especially during SATs week.



# Useful websites

## English

- ❖ BBC Bitesize - <https://www.bbc.co.uk/bitesize/topics/zwwp8mn>
- ❖ <https://www.topmarks.co.uk/>
- ❖ [IXL English | Topics](#)
- ❖ [t2-e-3429-sats-survival-year-6-parents-grammar-punctuation-amp-vocabulary-practice-and-rev\\_ver\\_6.pdf](#) (greenway.herts.sch.uk)

## Maths

- ❖ Times table rock stars
- ❖ Times Tables Games - [www.teachingtables.co.uk](http://www.teachingtables.co.uk)
- ❖ General Maths - <http://uk.ixl.com/math/year-6>
- ❖ Topmarks
- ❖ BBC Bitesize [KS2 Maths - BBC Bitesize](#)
- ❖ Woodlands Junior



# Any Questions?

