

Year 6 SATs Information Evening

Tuesday 2nd October



**KEEP
CALM**

AND

**DON'T WORRY
ABOUT SATS**

What are SATs?

- ⌘ SATs stands for **Standard Assessment Tests**.
- ⌘ KS2 SATs are compulsory for all children in England in year 6 working within the KS2 curriculum.
- ⌘ KS2 SATs will test a child's learning throughout KS2 (years 3 to 6).

What are children tested in?

Children will sit a test in:

- ⌘ Grammar, Punctuation and Spelling;
- ⌘ Reading, and
- ⌘ Maths

Children will be teacher assessed in:

- ⌘ Writing,
- ⌘ Maths
- ⌘ Reading
- ⌘ Science

English SATs

- Grammar, punctuation and Spelling - 45 min
- Spelling test - 20 mins
- Reading test - 1 hour (retrieval, inference and deduction skills tested. Longer answers which require children to use evidence from the text)

Grammar, Punctuation & Spelling (GPS)

↳ Consists of two parts:

- ✎ a **grammar and punctuation paper** requiring short answers, lasting 45 minutes,
- ✎ and an **aural spelling test of 20 words**, lasting around 15 minutes.

↳ The grammar and punctuation test will include two sub-types of questions:

- ✎ **Selected response**, e.g. 'Identify the adjectives in the sentence below'
- ✎ **Constructed response**, e.g. 'Correct/complete/rewrite the sentence below,' or, 'The sentence below has an apostrophe missing. Explain why it needs an apostrophe.'

15

Which sentence is written in Standard English?

Tick **one**.

I went to the library and done my homework.

They seen their friends at the cinema.

I been to the circus with my aunt and uncle.

I sang with the school choir in the concert.

_____ **1 mark**

16

a) What is the **name** of the punctuation marks on either side of the words which was a spaniel in the sentence below?

Jay's dog (which was a spaniel) loved to play with its squeaky bone.

_____ **1 mark**

b) What is the name of a **different** punctuation mark that could be used correctly in the same places?

_____ **1 mark**

4

Draw a line to match each sentence to the correct **determiner**.
Use each determiner only **once**.

Sentence

At the zoo we saw
_____ owl.

There was also _____
cute baby penguin.

I thought it was _____ best
day ever.

Determiner

a

the

an

1 mark

23

Tick one box in each row to show whether the **commas** are used correctly in the sentence.

Sentence	Commas used correctly	Commas used incorrectly
The blackbird, which nests in sheltered places, lays several eggs at a time.		
Her hobbies include walking, gardening, sewing and reading.		
My bag filled, with chocolates and sweets fell onto the floor.		
My case is heavy because I have shoes, clothes, books, and a gift, for my friend in it.		

1 mark

24

Circle all the **prepositions** in the sentence below.

He walked through the doorway and sat behind the desk.

1 mark

Spelling Paper

The class teacher will read the sentences out containing the word they need to spell. Children write their answer on the correct line.

11. The tiger stalked its _____ through the jungle.
12. Compared with _____ years, the team did well.
13. My _____ Ryan has red hair.
14. My brother has a _____ for music.
15. Jasmine's _____ expression showed how happy she felt.
16. The children needed _____ rucksacks for the visit.
17. I needed to fill in my _____ on the form.
18. My mum painted the _____ blue.
19. There is a great _____ in accents across Britain.
20. The mother swan _____ guarded her nest.

Reading paper

- ⌘ The reading test is a single paper with questions based on three passages of text. **Your child will have one hour, including reading time, to complete the test.**

- ⌘ There will be a selection of question types, including:
 - ⌘ **Ranking/ordering**, e.g. 'Number the events below to show the order in which they happen in the story'
 - ⌘ **Labelling**, e.g. 'Label the text to show the title of the story'
 - ⌘ **Find and copy**, e.g. 'Find and copy one word that suggests what the weather is like in the story'
 - ⌘ **Short constructed response**, e.g. 'What does the bear eat?'
 - ⌘ **Open-ended response**, e.g. 'Look at the sentence that begins *Once upon a time*. How does the writer increase the tension throughout this paragraph? Explain fully, referring to the text in your answer.'

3 Maths Papers

- & Paper 1: arithmetic (30 minutes).
- & Paper 2: reasoning (40 minutes).
- & Paper 3: reasoning (40 minutes).

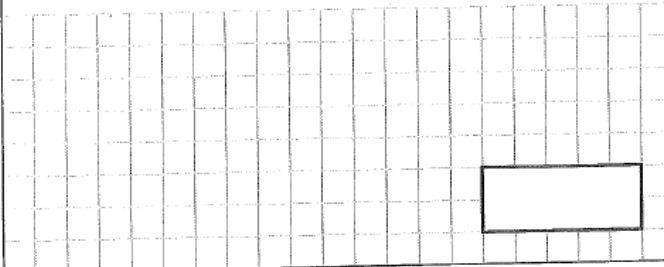
The three papers must be taken in
order.

Paper 1: arithmetic

- ⌘ 36 questions to be completed in 30 minutes.
- ⌘ These questions test the children's mathematical strategies of the 4 operations.
- ⌘ 1 or 2 mark questions.
- ⌘ Pupils are not allowed calculators, protractors, mirrors or rulers.

7

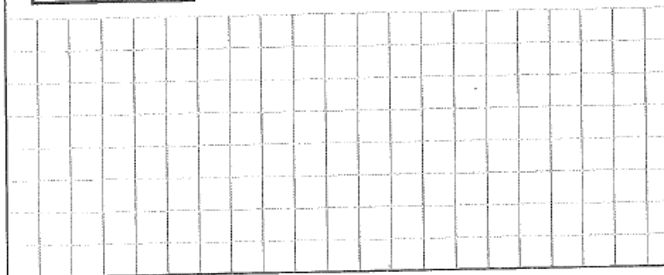
$$89,994 + 7,643 =$$



1 mark

8

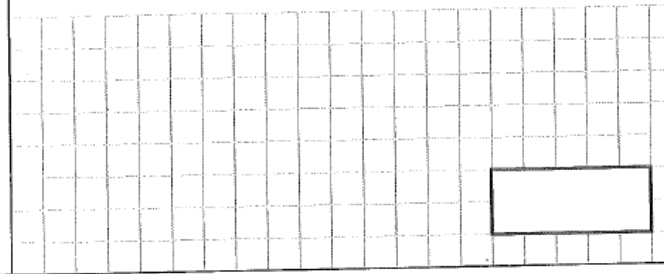
$$\boxed{} = 435 - 30$$



1 mark

9

$$96 \div 4 =$$



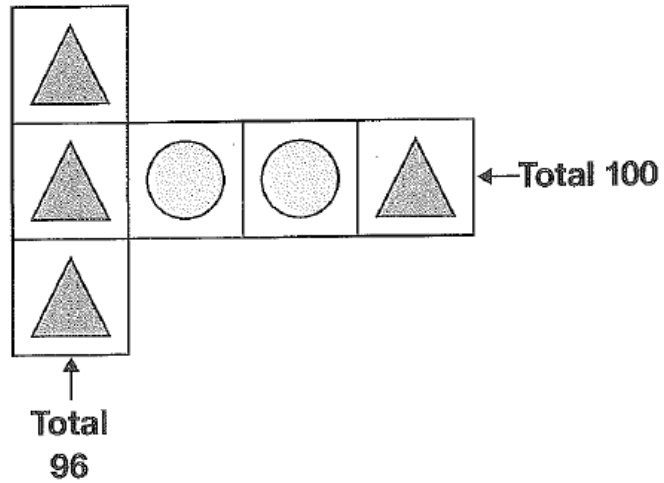
1 mark

Papers 2 & 3: Reasoning

- ⌘ 20 questions in 40 minutes
- ⌘ Assessing the childrens' ability to:
 - ⌘ Problem solve, often within a real life word problem
 - ⌘ Use and apply Maths from one area to solve problems in other areas
- ⌘ Pupils are not allowed calculators or tracing paper.
- ⌘ They are allowed a ruler, protractor and a mirror.

4

Each shape stands for a number.



Work out the **value** of each shape.

 = _____

_____ 1 mark

 = _____

_____ 1 mark

8

Olivia buys three packets of nuts.



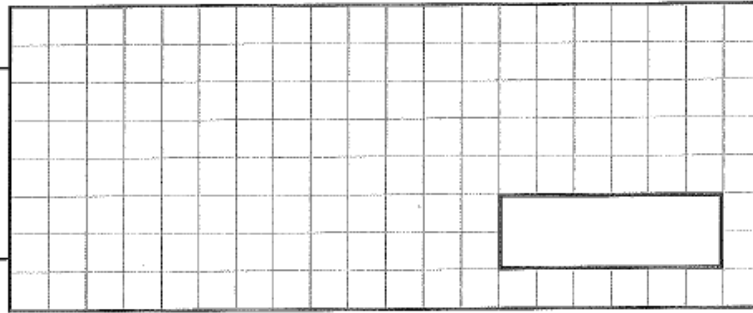
She pays with a £2 coin.

This is her change.



What is the cost of **one** packet of nuts?

Show
your
method

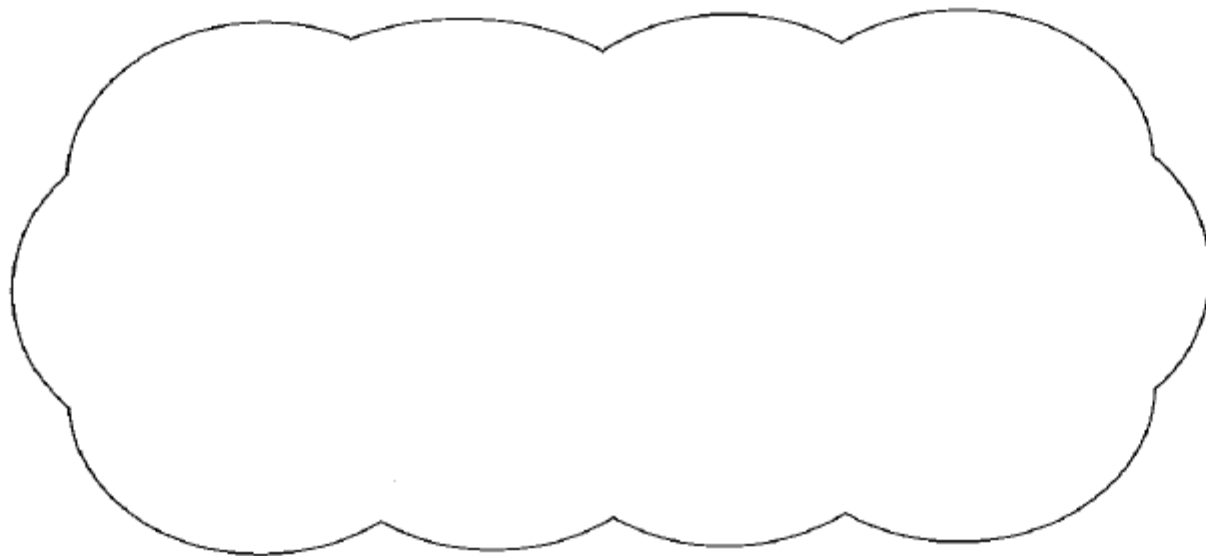


2 marks

21

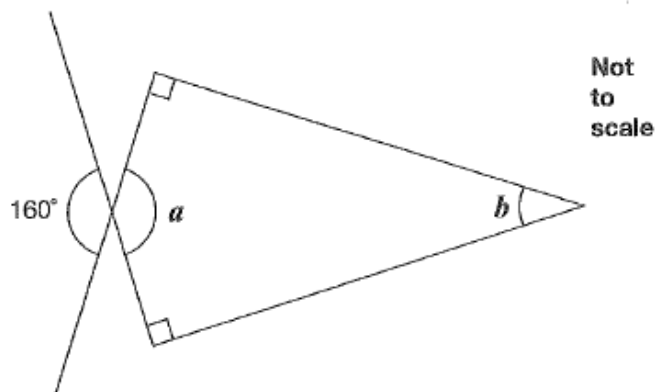
$$5,542 \div 17 = 326$$

Explain how you can use this fact to find the answer to 18×326



1 mark

17

Calculate the size of angles a and b in this diagram.

$$a = \boxed{}^\circ \quad \underline{\hspace{1cm}} \\ 1 \text{ mark}$$

$$b = \boxed{}^\circ \quad \underline{\hspace{1cm}} \\ 1 \text{ mark}$$

18

Write the missing number.

$$70 \div \boxed{} = 3.5 \quad \underline{\hspace{1cm}} \\ 1 \text{ mark}$$

5

Write each number in its correct place on the diagram.

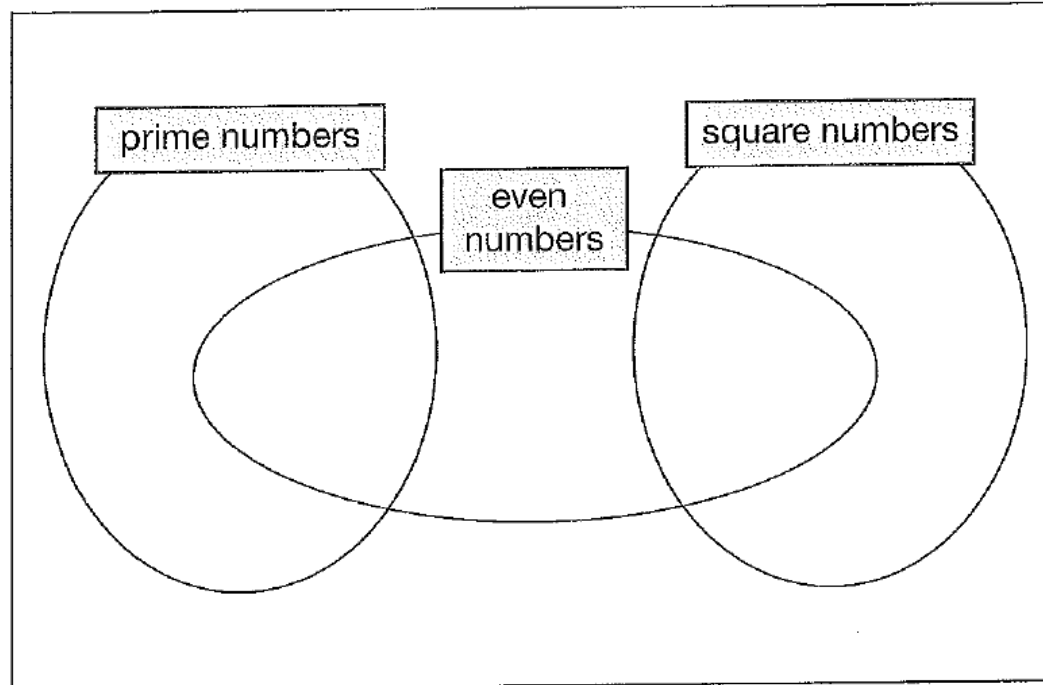
Click on Sign to
and place signa
PDF File.

16

17

18

19



2 marks

How can you help your child?

In Reading:

- ⌘ Your child should read at least 3 x a week.
- ⌘ Ask your child about the book they are reading. It is important they have a deeper understanding of the texts they read. (e.g. *How does the writer develop tension? In what ways has the character changed from the beginning of the text to the end?*)
- ⌘ Ask them questions about what they have read.
- ⌘ Read a variety of texts (newspapers, fiction, non-fiction, poetry, different genre's of fiction and non-fiction.)
- ⌘ Use reading to develop other areas of English too. (e.g. identify the grammar used; the techniques the author uses; spellings; features of that genre)

How can you help your child?

In G.P.S.

- ⌘ Help your child to understand the grammatical terminology they need to know.
- ⌘ Ask them to use grammatical terminology in their writing.
- ⌘ Help your child to understand how and where different punctuation marks are used and encourage their use in home learning tasks.
- ⌘ Recap spelling rules. Use these rules when they are writing and identify these in their reading.
- ⌘ Link their grammar knowledge through their reading.

How can you help your child?

In Maths:

- ⌘ Ensure your child can quickly recall all their multiplication tables in and out of order & RELATED DIVISION FACTS
- ⌘ Discuss their reasoning when problems solving e.g. ask them to explain how they can be sure their answer is correct
- ⌘ Help them to develop links between different areas of Maths to encourage them to use and apply their understanding e.g. negative numbers linked to temperature and co-ordinates

Writing

- & Teacher assessed (TA)
- & We can only use the Teacher Assessment Framework. (TAFs)
- & Writing must include all the elements to be assessed at ARE.
- & Writing to be assessed will be completed during English lessons.

Teacher assessment Framework at the end of Key Stage 2- Writing

Working at the expected standard

The pupil can:

- write effectively for a range of purposes and audiences, selecting language that shows good awareness of the reader (e.g. the use of the first person in a diary; direct address in instructions and persuasive writing)
- in narratives, describe settings, characters and atmosphere
- integrate dialogue in narratives to convey character and advance the action
- select vocabulary and grammatical structures that reflect what the writing requires, doing this mostly appropriately (e.g. using contracted forms in dialogues in narrative; using passive verbs to affect how information is presented; using modal verbs to suggest degrees of possibility)
- use a range of devices to build cohesion (e.g. conjunctions, adverbials of time and place, pronouns, synonyms) within and across paragraphs
- use verb tenses consistently and correctly throughout their writing
- use the range of punctuation taught at key stage 2 mostly correctly[^] (e.g. inverted commas and other punctuation to indicate direct speech)
- spell correctly most words from the year 5 / year 6 spelling list,^{*} and use a dictionary to check the spelling of uncommon or more ambitious vocabulary
- maintain legibility in joined handwriting when writing at speed.²

Working at greater depth

The pupil can:

- write effectively for a range of purposes and audiences, selecting the appropriate form and drawing independently on what they have read as models for their own writing (e.g. literary language, characterisation, structure)
- distinguish between the language of speech and writing³ and choose the appropriate register
- exercise an assured and conscious control over levels of formality, particularly through manipulating grammar and vocabulary to achieve this
- use the range of punctuation taught at key stage 2 correctly (e.g. semi-colons, dashes, colons, hyphens) and, when necessary, use such punctuation precisely to enhance meaning and avoid ambiguity.[^]

[There are no additional statements for spelling or handwriting]

Test Results

From 2016, SATs results have been reported using scaled scores.

- ⌘ Each child is given a scaled score as a number. This is based on his/her raw score – the number of marks he/she receives in a test.
- ⌘ Children may achieve a score of:
 - ⌘ Below 100, meaning they have not achieved the ‘expected standard’
 - ⌘ 100, meaning that they have reached the ‘expected standard’
 - ⌘ Above 100, meaning that they have exceeded the ‘expected standard’
- ⌘ A child who reaches the expected standard (100 or above) is considered to be ready for the next stage of his or her education.
- ⌘ **Scaled scores at KS2, GOV.UK – STA**
<https://www.gov.uk/guidance/scaled-scores-at-key-stage-2>

Teacher Assessment

- **Teacher Assessment is an essential part of the National Curriculum assessment and reporting arrangements**
- **It is carried out as part of teaching and learning in the classroom**
- **Teacher Assessment is reported alongside test results**
- **Both have equal status and provide complimentary information about attainment**
- **Teacher Assessment is also reported for Science**
- **Takes into account evidence of achievement in a variety of contexts, including discussion and observation**
- **Tests give a standardised snapshot of attainment**

	Test Scaled Score	Teacher Assessment
Maths	✓	✓
Reading	✓	✓
Writing		✓
Grammar, Punctuation & Spelling	✓	
Science		✓

Final Results

Preparation in School

- ⌘ Past Papers / Sample Materials
- ⌘ CGP Books
- ⌘ Early morning Challenge activities
- ⌘ Regular 'SATs Style' questions used in teaching
- ⌘ English & Maths additional support
- ⌘ Small group work
- ⌘ Homework Tasks
- ⌘ Websites

Please do not use the most recent SAT tests with your child at home or with a tutor. Use sample questions or adapt the questions from the test as we will be using the whole assessment as part of their SAT preparation in school.

When are they?

KS2 SAT will take place on May 13th – May 16th 2019

Mon 13 th May	GPS: Paper 1 GPS: Paper 2
Tues 14 th May	Reading Test
Weds 15 th May	Maths: Paper 1 Maths: Paper 2
Thurs 16 th May	Maths: Paper 3

- ⌘ Tests being held in the classroom and small offices
- ⌘ School providing all equipment
- ⌘ Breakfast
- ⌘ No appointments / time off during the week
- ⌘ Early night
- ⌘ Calm & relaxed approached

Useful websites

English

⌘ BBC Bitesize

⌘ <https://www.topmarks.co.uk/>

⌘ Grammar Practice - <https://uk.ixl.com/ela/year-6>

⌘ Grammar Practise - www.compare4kids.co.uk/literacy.php

Maths

⌘ Times Tables Games - www.teachingtables.co.uk

⌘ General Maths - <http://uk.ixl.com/math/year-6>

⌘ Topmarks

⌘ BBC Bitesize

⌘ Woodlands Junior

Any questions?

