



All about Lines and Pattern

How can we make patterns using lines in the style of Bridget Riley?



1. Who was Bridget Riley?

What do all her pieces have in common?

- Bridget Riley is an **English artist** and **painter**
- She uses **lines** and **pattern** and often does this in **black** and **white**
- uses **geometric patterns** (series of shapes) and often creates **optical illusions**

2. What different lines can I make?

- We can create **different lines**: curved, straight, zig zag, horizontal, vertical, diagonal.



3. How can I make thin or thick lines?

- We can use **different types of pencils** for different types of lines/thicknesses
- A HB pencil is **harder and black**. This is good for **sketching**.
- A 4 HB is softer and is better for **shading**



4. How can I use lines to create a pattern?

Final piece: an **outline** filled with **different line styles**

5. How successful was my line pattern?

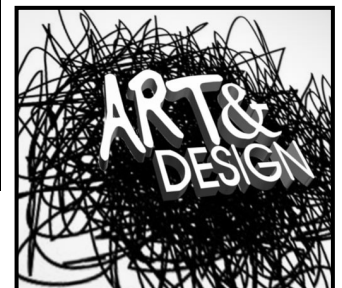
Did I use **different types of lines**?
Did I use **different types of pencils**?
Did I create **thin and thick lines**?

optical illusion



Keywords
HB, 4B, pattern, line,
straight, curved, swirl,
length,
thickness,

vertical	
horizontal	=====
diagonal	///\\
zig zag	≈M≈
jagged	⚡



Bridget Riley is an English artist who is famous for a style of art called **op art**. Op artists put colours, shapes and patterns together in clever ways to make the pattern look like it is moving.