



Hillcross Primary School Maths Newsletter

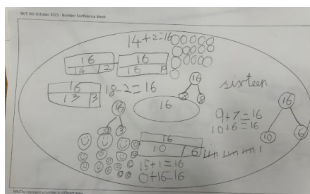
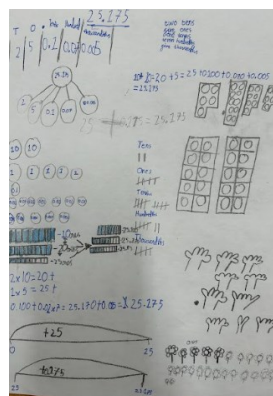
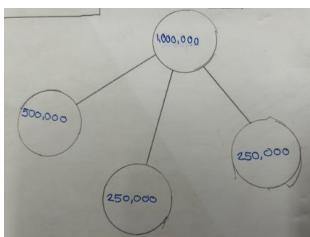
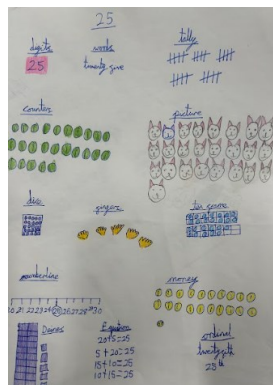
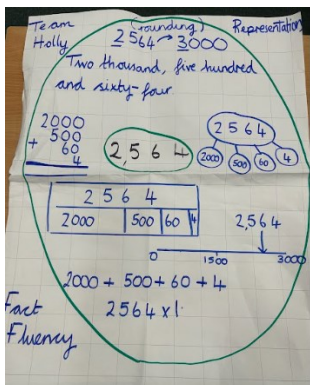
Autumn 2

Here is our latest edition of the newsletter. Please read to find out what your child has been up to in their maths lessons at Hillcross.

The second half of the Autumn Term has been a busy one—read on to find out about what the children have been learning and what you can do to help at home.

Number Confidence Week

Monday 6th - Friday 10th November 2023



M	HTH	TTH	TH	H	T	O
1	0	0	0	0	0	0


On Monday 6th - Friday 10th November, we took part in *National Number Confidence Week*. The annual event was designed to increase confidence in mathematics, with a particular focus this year on number fluency.

We launched our new Number Pledge for Key Stage 1 and gave children the opportunity to engage in a range of daily challenges, in class and around school.

At Hillcross, we value children's thinking and encouraged children to think flexibly to represent numbers in a variety of ways!

Helping Your Child At Home:

The Top Marks website has a fantastic resource called 'Daily 10'. This game is a perfect way for children to practise their fact fluency: it is quick, easy and suitable for children in Reception through to Year 6.



Famous Mathematicians:



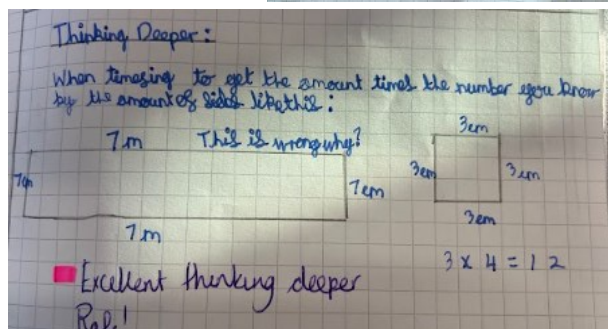
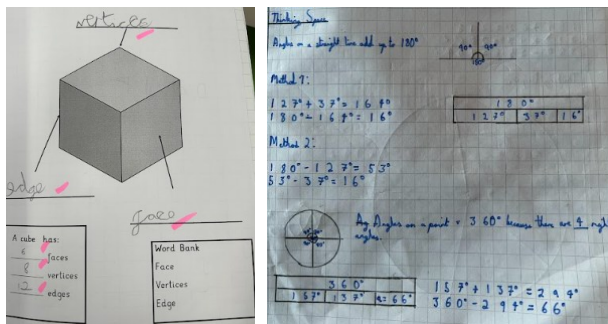
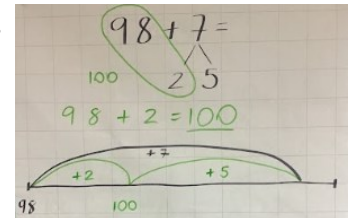
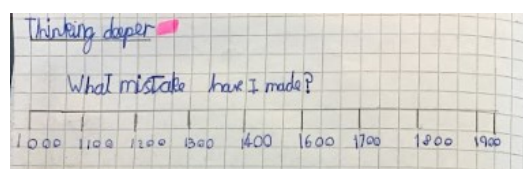
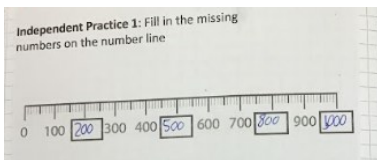
Ada Lovelace 'The Mother of Computers' was born in 1815. Ada was taught logic, science and maths from a young age, which was very unusual for women at the time. In 1833, she met Charles Babbage who had begun designs for a computer. Ada developed the plans and described how codes could be created to handle letters and symbols. She also created a method for the engine to repeat instructions – something that computer programmes still use today. Ada Lovelace is annually celebrated (Ada Lovelace Day) on the second Tuesday in October to recognise the achievements of women in science, technology, engineering and maths.



Representations: The Numberline

Representations are crucial in a maths lesson to expose the mathematical structure and to support the context of the learning. Over time, children should progress to using the abstract without the representation. *This is when the maths seems easy!*

Numberlines are a representation used to support children to count (forwards or backwards), order numbers in a sequence, and round numbers to the nearest whole number.



Examples of learning in school:

Autumn 2 was filled with engaging and inspiring lessons where children delved further into number and place value and began to apply their fact fluency to other maths concepts in order to be efficient mathematicians. Children in Years 1, 4 and 6 have been learning about Geometry: recognising properties of 2D and 3D shapes (Year 1); using knowledge of multiplication to calculate area and perimeter (Year 4); and applying white hat facts to calculate missing angles on a straight line, around a point and within opposite vertices (Year 6). Children in Years 2, 3 and 5 have continued to learn about number facts, using a variety of strategies in order to calculate mentally.

Hillcross Maths Challenge To Try At Home:

What different shapes can you find in your home?