



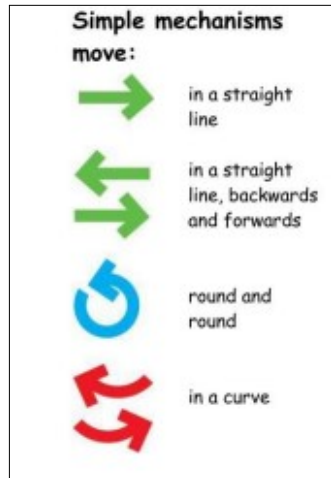
Carnival of Animals



Levers and slide mechanisms



1. What is a lever?
 Levers are simple machines that make work easier. A lever in a book helps part of the book to move!
 How do lever books work?
 We will research 'pop up' books and those with sliders and levers. As design technologists, we will understand the purpose and function of sliders and levers.



2. How can I use a lever to make my animal move?
 We will practise creating levers to make an animal move. e.g. snake in grass moving side to side, frog in a pond moving up and down.
 We will also focus on folding and cutting to make a 'cut' (slit) in the page for a lever.

3. How can I design a page of an animal lever book?
 Using the correct resources and our designs we'll create our mechanisms to make an animal move.

4. Did I create a successful lever book?
 We will evaluate our products against our design and assess WWW (What Went Well) and EBI (Even Better If).

Key Vocabulary	
functional	designed to be practical and useful, rather than attractive
design	the process of imagining and then planning a creation
lever	a bar used to lift or move things