



Always hold the needle facing down.

Always be careful when piercing a material to ensure my body isn't going to get in the way.



Do not walk around the room whilst holding a needle (they are sharp).

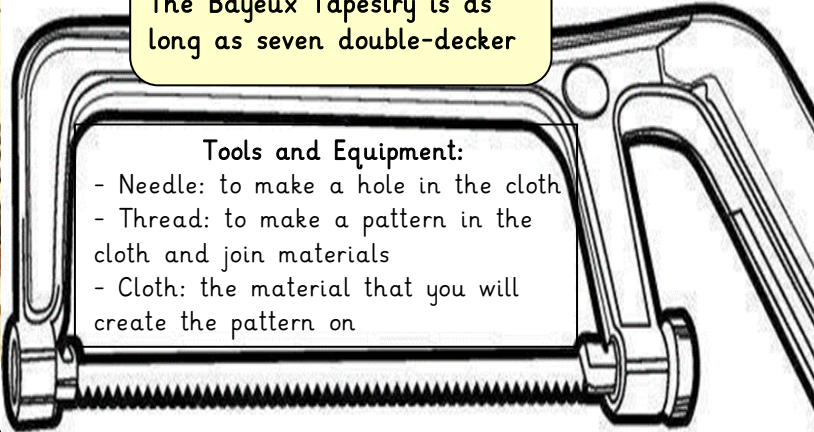
Do not forget to tie a knot in the end of your thread.

Battle Stations




- How is the Bayeux tapestry created?
 - The Bayeux Tapestry gives an account of the Norman invasion of England and the Battle of Hastings. The battle happened in 1066.
 - The tapestry is embroidered in wool on linen. It is 70 metres long and 50 cm high. No one is exactly sure who made it, although most historians agree it was made in England in the 11th century.

Did You Know?
The Bayeux Tapestry is as long as seven double-decker




- Tools and Equipment:**
- Needle: to make a hole in the cloth
 - Thread: to make a pattern in the cloth and join materials
 - Cloth: the material that you will create the pattern on


2. What different stitches could I use to sew?



Running Stitch



Cross Stitch



Back

3. Can I use a computer program to design my tapestry?
Using different drawing applications on a computer—we are going to create our own designs which will be used when we come to create.

5. How successful was my tapestry using different stitches?
Evaluate the final product against the final design.

Key Vocabulary

Back stitch—sewing stitches in which stitches are made backward to the general direction of sewing.

Cross stitch - X-shaped stitches in a tiled, raster-like pattern are used to form a picture

Prototypes - a first or preliminary version of a product from which other forms are developed .

Computer Aided Design— the use of computers to aid in the creation, modification, analysis, or optimization of a design.

