



# How can I use electrical components to make a light-up sign?



Do's

- Keep your design area tidy.
- Think carefully about the components you use in your circuit and ensure it is a complete circuit.



Don'ts

- Have wet hands when creating your circuit.
- Leave a break in your circuit.
- When cutting, ensure that the space around you is clear.

## 2. What do I want my design to look like?

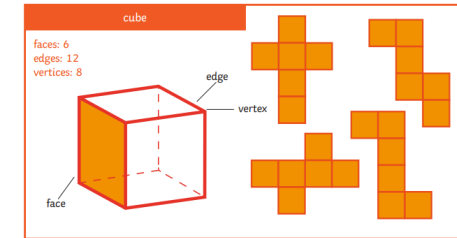


Thing about:

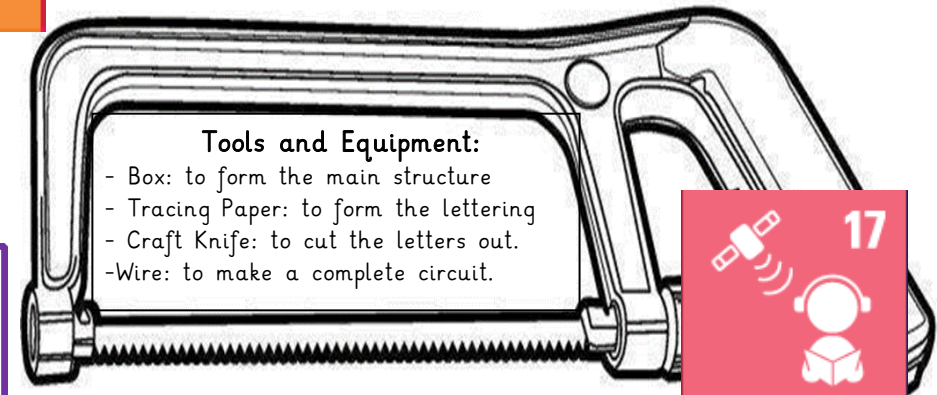
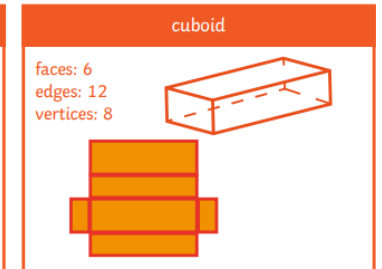
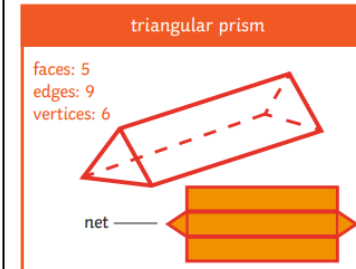
- ◆ Fonts
- ◆ Colour
- ◆ Style
- ◆ Message

## 1. What is the purpose of light up signs and how do they work?

- Share information clearly.
- Advertise or persuade a message.
- Make the reader think and remember the message.



3. What net would be suitable to make a box?



### Tools and Equipment:

- Box: to form the main structure
- Tracing Paper: to form the lettering
- Craft Knife: to cut the letters out.
- Wire: to make a complete circuit.

