












### Hillcross Home Learning Palette – Year 1

Each week you need to complete and hand in one piece of work from the table below – but if you want to do more than one each week, you can! **Please complete the home learning set for you (these are highlighted and dated)** before you complete additional activities. If you are choosing from a skill column that you are not yet confident about, choose the Walk row; if you are fairly confident about the skill choose the Jog row; and if you want to challenge yourself choose options from the Run row. Your homework will be due in each Wednesday. If you think of something different to those that are listed, check with your teacher first and you could do that instead. Additional home learning may be given to close gaps or to help practise Handwriting or Key word recognition.

**Term: Spring 1**

**Topic: All That Jazz**

		Naturalist	Verbal & Linguistic	Logical & Mathematical	Visual & Spatial	Bodily Kinaesthetic	Musical & Rhythmical	Interpersonal	Intrapersonal
									
<b>Bloom's Taxonomy</b>	<b>Run</b> Creating & Evaluating  Construction Key, Ridiculous Key, Combination Key, Invention Key	Can you use a tree map to sort out different instruments by the material they are made of?	<b>Date set 12<sup>th</sup> January</b> Wear your green hat to create your own onomatopoeia poem related to our topic about music! Write 5 or more sentences for your poem. <b>(To be completed by 17<sup>th</sup> January)</b>  <b>Date set 26<sup>th</sup> January</b> Wear your green hat to create your own poem using alliteration. Write 5 or more sentences for your poem.  <b>(To be completed by 31<sup>st</sup> January)</b>	<b>Date set 19<sup>th</sup> January</b> Create a brand new musical instrument using 3D shapes. Label the 3D shapes and describe the properties of each 3D shape you have used. <b>(To be completed by 24<sup>th</sup> January)</b>  <b>Date set 2<sup>nd</sup> February</b> Use a flow map to sequence your daily routines and write down the times you do each sequence. Focus on recording the time to O'clock, half past, ¼ past and ¼ to. For example, I wake up at 7 O'clock, I have breakfast at Half past 7 (write in the next box). Children can write a draw the time on a clock. See school website for an example of a flow map. (Challenge to do at least a 5 part flow map) <b>(To be completed 7<sup>th</sup> February)</b>	Create a <b>Double bubble map</b> comparing and contrasting two different artists	<b>Teach</b> your family the dance you are learning at school with Tracey or create your own.	<b>Create</b> your own favourite musical instrument	Collaborate with your friends and family to create your very own family song!	Research music from different countries Around the world.
	<b>Jog</b> Applying & Analysing  Commonality Key,	Can you list instruments that are made out of natural materials?	<b>Date set 12<sup>th</sup> January</b> Wear your green hat to create your own onomatopoeia poem related to our topic about music! (write 2 or 3 lines) <b>(To be completed by 17<sup>th</sup> January)</b>	<b>Date set 19<sup>th</sup> January</b> Create a brand new musical instrument using 2D shapes. Label the 2D shapes you have used and describe the properties. <b>(To be completed by 24<sup>th</sup> January)</b>	Draw a Picasso inspired musical instrument and write a review about the artist. Become a critic!	<b>Role play</b> your favourite musical with your family or friends. Or challenge yourself to create your own musical song!	<b>Listen</b> to the 'music man' song and perform it to your family	With a friend/family member create an <b>alphabet key</b> all about music	<b>Commonality key</b> – What are the similarities and differences between a violin and guitar

<p>Combination Key, Picture Key, Different uses Key, Reverse Listing Key,</p>		<p><b>Date set 26<sup>th</sup> January</b> Wear your green hat to create your own poem using alliteration. Write 3 or more sentences for your poem.</p> <p><b>(To be completed by 31<sup>st</sup> January)</b></p>	<p><b>Date set 2<sup>nd</sup> February</b> Use a flow map to sequence your daily routines and write down the times you do each sequence. Focus on recording the time to O'clock and half past. For example, I wake up at 7 O'clock, I have breakfast at Half past 7. Children can write or draw the time on a clock. See school website for an example of a flow map. (Challenge to do a 5 part flow map)</p> <p><b>(To be completed 7<sup>th</sup> February)</b></p>					<p>(double bubble map).</p>
<p><b>Walk</b> Remembering &amp; Understanding</p>  <p>Variations Key, Reverse Listing key, Alphabet Key, Question Key.</p>	<p>Can you use natural materials to create an instrument?</p>	<p><b>Date set 12<sup>th</sup> January</b> Wear your green hat to create your own onomatopoeia poem related to our topic about music! (write one sentence independently and ask your parents or carers to help you write the rest of the poem).</p> <p><b>(To be completed by 17<sup>th</sup> January)</b></p> <p><b>Date set 26<sup>th</sup> January</b> Wear your green hat to create your own poem using alliteration. (write one sentence independently and ask your parents or carers to help you write the rest of the poem). Draw a picture of how your poem makes you feel.</p> <p><b>(To be completed by 31<sup>st</sup> January)</b></p>	<p><b>Date set 19<sup>th</sup> January</b> Listen to music and make a musical pattern using 2D shapes. Practice naming and describing the 2D shapes. If parents could write down a comment about how they got on with naming 2D shapes and what areas your child needs more support on.</p> <p><b>(To be completed by 24<sup>th</sup> January)</b></p> <p><b>Date set 2<sup>nd</sup> February</b> Use a flow map to sequence your daily routines and write down the times you do each sequence. Focus on recording the time to O'clock and half past. For example, I wake up at 7 O'clock, I have breakfast at Half past 7. Children can write or draw the time on a clock. See school website for an example of a flow map. (Challenge to do a 3 part flow map)</p> <p><b>(To be completed 7<sup>th</sup> February)</b></p>	<p>Draw a Picasso inspired musical instrument</p>	<p>Perform your favourite song to your friends and family! Be confident! :D</p>	<p>Draw to how the music makes you feel! Bring it in to school and write down the artist and song title.</p>	<p>Make a <b>video</b> with a friend or sibling performing your favourite song or dance.</p>	<p><b>What if key?</b> What if we had no music in the world?</p>

\*Don't forget to use these home learning opportunities to practice your personal maths and English targets and your Year Group YELs!!

\* Don't forget to check the Year 1 spelling palette!

**\*Please Google Obb and Bob phonics game and practise the real and alien words on each section. Find out which digraphs or single phonemes your child struggles with and focus on them 😊 <https://www.phonicsplay.co.uk/PicnicOnPluto.html>**