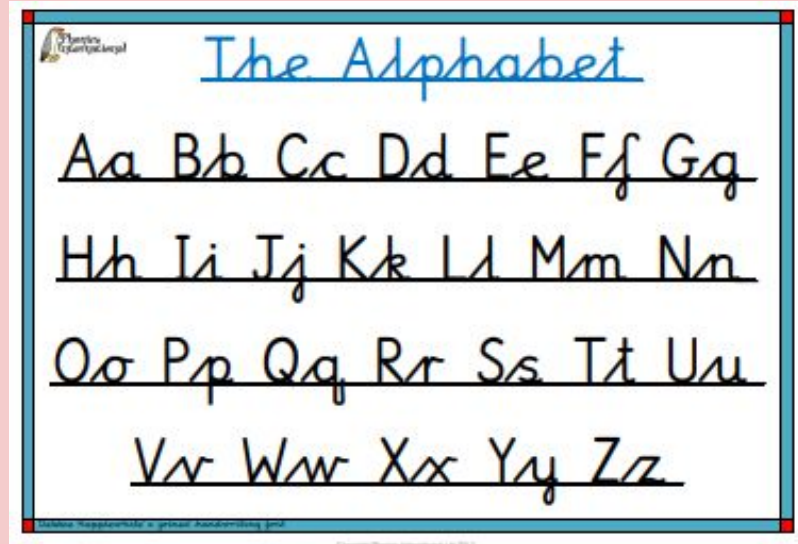


Writing my Name.



WALT: write our name using our yels and cursive script.

Context: We are going to show how clever we are by writing our own name.




Activity: Can you write your own name?

Let's get ready:

- Get your dickie bird fingers ready
- Always start your letters from the bottom unless it's the first capital letter.
- Look carefully at your name card or use the cursive script.

Watch this clip on how to write your name.


Name Writing



**Pre Writing
YELs**

Autumn 1


We are learning to use lines and circles in our movements and marks.



Start all moves at the bottom

Spring 1


We are learning to form a line of rainbows in our movements and marks.



Start all moves at the bottom

Summer 1

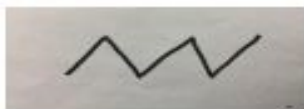
We are learning to use diagonal lines in our movements and marks.



Start all moves at the bottom

Autumn 2

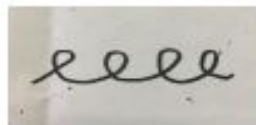
We are learning to make a zig zag line in our movements and marks.



Start all moves at the bottom

Spring 2

We are learning to make anti clockwise movements and marks.



Start all moves at the bottom

Summer 2

We are learning to use a diagonal line and hook in our movements and marks.



Start all moves at the bottom

The Alphabet

Aa Bb Cc Dd Ee Ff Gg

Hh Ii Jj Kk Ll Mm Nn

Oo Pp Qq Rr Ss Tt Uu

Vv Ww Xx Yy Zz

Reflection: Now you can go and practise on a white board like Penny, Amelia and Sibtain.

