

# Hillcross Primary School



Parent Help Guide  
The Fantastics in EYFS

# The FANTASTICS in EYFS!

The EYFS Rainbow is a visual representation of the ways to develop talk and writing opportunities in the EYFS setting. This bright and colourful A1 poster is an aide memoire for both teachers and pupils. It includes the nine ideas for thinking, talking and writing.

The three layers of the EYFS Rainbow cover:

1. IDEAS: The ideas of talking and writing - The FANTASTICS
2. COMMUNICATION: Ways to talk and write: The CATALYSTICS
3. BREATH: Getting children to think, talk and write using their knowledge and understanding of the world: The REALISTICs

Each layer contains 9 reading lenses and by using these lenses pupils will become more confident thinkers, talkers and writers. The EYFS Rainbow is an effective teaching tool for all pupils in FS and Y1.














Today we are going to introduce you to the first layer of the EYFS Rainbow.

## *The Fantastic Lenses*

In EYFS we use these alongside our senses and our Thinking Hats to help develop and build on language.

During our storytelling we will use these to help build on our vocabulary, grabbing new words and adding them to our in class vocabulary wall/ tree map.

F	+		=	Feeling
A	+		=	Asking
N	+		=	Noticing
T	+		=	Touching
A	+		=	Action
S	+		=	Smelling
T	+		=	Tasting
I	+		=	Imagining
C	+		=	Checking / Hearing

# Watch here to see staff using these in storytelling

<https://youtu.be/NRbuVc2M40E>

