




Walk like an Egyptian: How can I show tone in my self portrait?

1. Who is Alaa Awad?

Born: 1 January 1960 (age 62 years)

Alaa Awad is an **Egyptian painter and muralist**.

A muralist paints on walls.



This links to the art of **Zanele Muholi** you studied in Year 2 because she also focused on portraits with tone.

Key Vocabulary

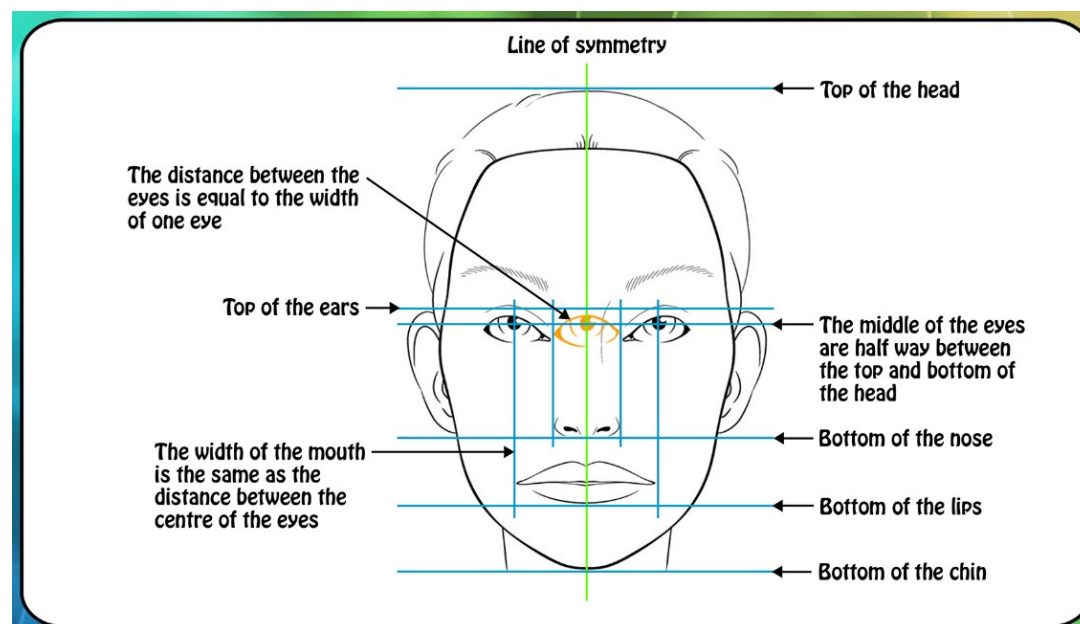
Line: a long, narrow mark or band.

Tone: refers to the light and dark values used for a realistic object, or to create an abstract composition.

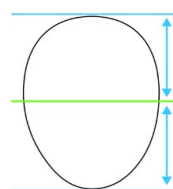
Portrait: a representation of a particular person. A self-portrait is a portrait of the artist by the artist.

Proportion: describes how the sizes of different parts of a piece of art or design relate to each other.

2. What is proportion and how can I use this in my portrait?

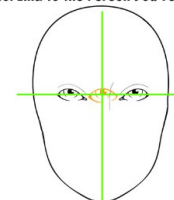


1. Draw an egg-shaped oval



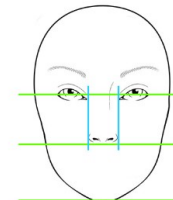
Split the oval in half with a horizontal line

2. Adjust the shape of the oval according to the person you're drawing



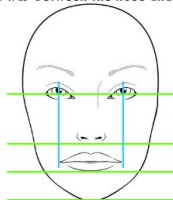
Using a line of symmetry, draw eyes one eye-width apart, along the horizontal line

3. The nose is the width of an eye



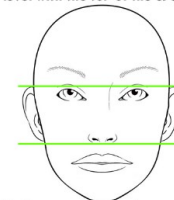
The bottom of the nose half way between the centre of the eyes and the chin

4. The bottom of the mouth lies half way between the nose and chin



The bottom lip is usually fuller than the top

5. The top of the ears is usually level with the top of the eyes



The bottom of the ears are usually level with the bottom of the nose

6. Add the hairstyle of your choice



... as well as details like eyelashes or eyebrows.



Article 31 of the UNCRC says that children and young people have the right to have fun in the way they want to, whether by playing sports, watching films, or doing something else entirely. They have the right to rest, too.