



The Rotten Romans


How can I create a Roman style mosaic tile?



1. Who is Antoni Gaudi?

A Spanish architect who designed numerous structures in Barcelona.

Gaudi's work was influenced by nature and his Catholic faith was strong, and religious images became an important part of his designs.



2. How did the Romans use mosaics?

Mosaics were central to Roman culture.

This form of Roman art is one of the last remaining bits of evidence that we have of Roman life.

Romans also used mosaics to decorate floors and walls in temples to show their wealth.



Applying Past Knowledge

This learning links with the previous learning you did in Years 1 and 2 when you learnt about materials and their properties.

Key Vocabulary

Sculpture

An art form made in three dimensions


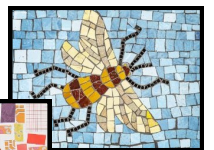
Mosaic

A pattern or picture created by putting together small pieces of stone, pottery, glass, tile or paper.

Pattern

A design in which lines, shapes, forms or colours are repeated.

3. What would I like the pattern of my mosaic tile to look like?



4. Can I show pattern using mosaic tile?

1. Put a small amount of glue on your cardboard base.
2. Stick one row at a time starting from the top.
3. Add another small amount of glue when you need it.
4. Add the grout into the gaps carefully
5. Once it has dried, clean the tiles using a wet cloth.

