

Hillcross Primary School

## YEAR 1 CURRICULUM INFORMATION



### English

This half term, we will be writing: a **poem** (In my Toy Box...), **retell a narrative** (The Enormous Turnip) and an **information booklet** (based on seasons and weather).

We will be focusing on the following skills:

- Forming **lower case letters in the correct direction**.
- Using **finger spaces between words**.
- Using **capital letters to start sentences**.
- Using **full stops** to show the end of a sentence.
- Understanding what a **noun, noun phrase** and an **expanded noun phrase** is.
- Understanding the **structure of a sentence**.
- Using **simple adjectives** to describe nouns.
- Spelling words using the phonemes taught.

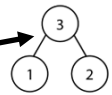
We will also continue to **develop our cursive handwriting**.

### Maths

During this half term, we will focus on building on the children's learning from Reception and recap what they have already learnt. We will look at **subitising**, recalling **number bonds to 5** and **recognising, writing and ordering numbers**. We will also focus on:

- **Verbally counting forwards and backwards** to 20.
- **Moving forwards along a number track/line** (to add on).
- **Partitioning and combining numbers to 10** (number bonds to 10. Knowing that **whole numbers** can be split into parts. E.g.  $10 = 3 + 7$ ,  $4 + 2 = 6$ )

The whole is 3. The parts are 1 and 2.





- Explain that **items can be compared** using **length, height, mass and volume**.
- Using **equality signs** ( $<$ ,  $>$ ,  $=$ ) to **compare** a group of objects and / or numbers. E.g.  $6 > 2$  and  $8 < 10$ .

### Useful Websites

Magic Granddad episodes:

- <https://www.youtube.com/watch?v=db8mUBgolV8>
- [https://www.youtube.com/watch?v=o6p7a\\_sCHo](https://www.youtube.com/watch?v=o6p7a_sCHo)
- <https://www.bbc.co.uk/cbeebies/stories>
- <https://www.bbc.co.uk/cbeebies/topics/numeracy>



Some brilliant books to read:

- **The Enormous Turnip**-Katie Daynes
- **The Toymaker** and **Once there were Giants**—Martin Waddell
- **Dogger**— Shirley Hughs
- **Old Bear**— Jane Hissey
- **Lost in the Toy Museum**—David Lucas

Our topic this half term is:

## A Change over Time

This half-term we will be developing our understanding of how things have changed over time. As **historians**, we will explore the **past and present** and how events in our own lives, and the lives of our family members, will (and have) changed history. As **scientists**, we will investigate **changes in weather** and **compare and contrast the seasons**. In our PSHE lessons, we will develop a better understanding of feelings and how to manage them and stay safe. Also, as artists we will explore Andy Goldsworthy's art.



### How can I develop my understanding of this topic further?

- Using your **green hat** create an information poster about a toy from the past. Explain how it worked and what materials it was made from. You could even try to recreate one yourself! This link could help you: [https://www.woodside.bexley.sch.uk/images/Comparing\\_Old\\_and\\_New\\_Toys.pdf](https://www.woodside.bexley.sch.uk/images/Comparing_Old_and_New_Toys.pdf) OR use a **tree map** to **classify** toys from the past and present. You could then group them into the different decades. Have the materials changed?
- ♦ Investigate **Andy Goldsworthy** and his art and installations. Can you use this as a stimulus to create a 'sculpture' in his style. What is the story behind your sculpture? What inspired it? What do the different things represent?
- ♦ **Read a traditional tale** together and use different expressions and voices for different characters. **Work collaboratively** to ask different family members or friends to take on roles of different characters. To read/ retell your favourite traditional tale. Record this and send it to: [info@hillcross.merton.sch.uk](mailto:info@hillcross.merton.sch.uk)
- ♦ Linked to our Rights Respecting Schools (RRS), research Article 5. Present your learning to the class in a way of your choosing. Explain what it means for you as children. Why is this article important? You could create a short PowerPoint teaching the rest of the class about this article.

